

**AMBANI ORGANICS PVT. LTD.**  
**BALANCE SHEET AS AT 31ST MARCH, 2014**

Particulars	Notes No.	Figures as at the end of current reporting period	Figures as at the end of previous reporting period
<b>I. EQUITY AND LIABILITIES</b>			
(1) Shareholder's Funds			
(a) Share Capital	2	27,501,000	27,501,000
(b) Reserves and Surplus	3	20,626,501	17,821,421
(3) Non-Current Liabilities			
(a) Long-Term Borrowings	4	22,315,631	36,459,787
(b) Deferred Tax Liabilities (Net)	4A	1,026,459	645,222
(c) Other Long Term Liabilities	5	470,392	821,525
(4) Current Liabilities			
(a) Short-Term Borrowings	6	69,212,339	66,373,550
(b) Trade Payables	7	108,796,100	78,556,721
(c) Other Current Liabilities	8	1,074,290	878,313
(d) Short-Term Provisions	9	2,165,536	2,776,440
<b>Total Equity &amp; Liabilities</b>		<b>253,188,247</b>	<b>231,833,981</b>
<b>II. ASSETS</b>			
(1) Non-Current Assets			
(a) Fixed Assets	10		
(i) Tangible Assets		57,284,657	54,864,901
(c) Other non-current assets	11	156,169	195,254
(2) Current Assets			
(a) Inventories	12	66,726,208	46,498,629
(b) Trade receivables	13	107,509,643	108,530,089
(c) Cash and cash equivalents	14	1,947,140	1,967,841
(d) Short-term loans and advances	15	19,564,427	19,777,266
<b>Total Assets</b>		<b>253,188,247</b>	<b>231,833,981</b>

Significant Accounting Policies 1  
NOTES TO ACCOUNTS 25


Schedules referred to above and notes attached there to form an integral part of Balance Sheet  
This is the Balance Sheet referred to in our Report of even date.

As per Report of our even date  
For and on behalf of  
THANAWALA & CO.  
Chartered Accountants  
Reg.No 110948W

[V. K. Thanawala]  
Proprietor  
M N. 15632

Place :- Mumbai  
Dated : 07/09/2014

For AMBANI ORGANICS PVT. LTD.

  
Rakesh Shah  
[Director]

For AMBANI ORGANICS PVT. LTD.

  
Poorni Shah  
[Director]



**AMBANI ORGANICS PVT. LTD.****PROFIT & LOSS STATEMENT FOR THE YEAR ENDED ON 31ST MARCH, 2014**

Sr. No	Particulars	Sch. No.	Figures as at the end of current reporting period	Figures as at the end of previous reporting period
<b>INCOME</b>				
I	Revenue from operations	16	341,536,766	274,412,528
II	Other Income	17	432,024	299,080
<b>III. Total Revenue (I + II)</b>			<b>341,968,790</b>	<b>274,711,608</b>
<b>III EXPENSES :</b>				
	Cost of materials consumed	18	286,103,769	225,998,623
	Purchase of Stock-in-Trade	19	-	-
	Changes in inventories of finished goods, work-in-progress and Stock-in-Trade	20	- 531,091 -	1,341,175
	Employee Benefit Expense	21	14,010,227	11,210,373
	Financial Costs	22	14,869,100	13,370,127
	Depreciation and Amortization Expense	23	3,643,124	3,240,816
	Other Administrative Expenses	24	18,757,034	15,153,784
<b>Total Expenses (IV)</b>			<b>336,852,163</b>	<b>267,632,548</b>
IV	Profit before exceptional and extraordinary items and tax	(II - IV)	5,116,628	7,079,060
V	Exceptional Items		-	-
VI	Profit before extraordinary items and tax	(IV - V)	5,116,628	7,079,060
VII	Extraordinary Items			
VIII	Profit before tax	(VI - VII)	5,116,628	7,079,060
IX	Tax expense:			
	(1) Current tax		1,400,000	1,800,000
	(2) (Less ) Mat Credit		-	-
	(3) Current Tax Exp. Relating to Prior Years		530,311	328,345
	(4) Deferred tax		381,237	91,205
X	Profit(Loss) from continuing operations	(VIII-IX)	2,805,080	4,859,510

**Schedules referred to above and notes attached there to form an integral part of Profit & Loss Statement**

As per Report of our even date  
For and on behalf of  
**THANAWALA & CO.**  
Chartered Accountants  
Reg.No 110948W

[V. K. Thanawala]  
Proprietor  
M N. 15632

Place :- Mumbai  
Dated : 07/09/2014

For AMBANI ORGANICS PVT. LTD.

[Director]

For AMBANI ORGANICS PVT. LTD.

[Director]



**AMBANI ORGANICS PVT. LTD.**

**Schedules Forming Integral Part of the Balance Sheet as at 31st March, 2014**

Sr. No	Particulars	As on 31/03/2014	As on 31/03/2013
<b>Notes : 14 Cash &amp; Cash Equivalent</b>			
1	Cash-in-Hand Cash Balance	1,270,054	867,785
<b>Sub Total (A)</b>		<b>1,270,054</b>	<b>867,785</b>
2	Bank Balance In Current Account : Bank of India Union Bank of India Union Bank of India - EEFC A/c	134,898 27,921 415	615,030 12,532 1,121
<b>Sub Total (B)</b>		<b>163,234</b>	<b>628,683</b>
3	Fixed Deposit	513,852	471,373
<b>Sub Total (C)</b>		<b>513,852</b>	<b>471,373</b>
Note : Of the above, the balances that meet the definition of cash and cash equivalents as per AS 3			
<b>Total [ A + B + C ]</b>		<b>1,947,140</b>	<b>1,967,841</b>

**Notes : 15 Short Terms Loans and Advances**

A.	Loans & Advance to employees	573,800	227,472
B.	Unsecured consider Goods Advance Income Tax and TDS Advance for Office Deposit	16,995 6,000,000 192,261	505,180 6,500,000 189,261
C.	Balance with Government Authorities Cenvat Credit Receivable Excise Refund Receivable Service Tax Vat Refund Receivable	6,558,521 3,502,077 1,170,453 92,539	6,454,451 3,143,848 755,062 99,506
D.	<b>Others</b> <b>Advance Recoverable in cash or in kind or for value to be considered good</b> Advance for Expenses Advance for Materials Advance to Suppliers for Capital Goods Prepaid Expenses	36,231 6,542 64,315 11,879	38,797 51,219 346,849 126,807
1	Gold Coin	1,338,814	1,338,814
<b>Total in Rs.</b>		<b>19,564,427</b>	<b>19,777,266</b>



**AMBANI ORGANICS PVT. LTD.**

**Schedules Forming Integral Part of the Balance Sheet as at 31st March, 2014**

<b>Sr. No</b>	<b>Particulars</b>	<b>As on 31/03/2014</b>	<b>As on 31/03/2013</b>
<b>Notes : 11 Other Non Current Assets</b>			
1	Unamortised Expenses Priliminary Expenses	156,169	195,254
<b>Total in Rs.</b>		<b>156,169</b>	<b>195,254</b>
<b>Notes : 12 Inventories</b>			
1	Raw Material	59,981,849	31,591,223
2	Work-in-Progress	470,007	338,351
3	Finished and Semi Finished Goods	4,011,960	3,612,525
4	Goods In Transit	2,262,392	10,956,530
<b>Total in Rs.</b>		<b>66,726,208</b>	<b>46,498,629</b>
<b>Notes : 13 Trade Recievables</b>			
1	Outstanding for (more than six months from the date they were due for payment) Unsecured, Considered Good :	19,948,191	18,814,329
2	Others Outstanding for (less than six months from the date they were due for payment) Unsecured, Considered Good :	87,561,452	89,715,760
<b>Total in Rs.</b>		<b>107,509,643</b>	<b>108,530,089</b>

**The balances are subject to confirmations and reconciliations.**





**AMBANI ORGANICS PVT. LTD.**

Notes : 10 Fixed Asset

Sr. No	Particulars	Rate %	Gross Block				Depreciaton		Net Block					
			Value at the beginning	Addition during the year	Deduction / Transfer	Value at the end	Value at the beginning	Addition during the year	Value at the end	WDV as on 31/03/2014	WDV as on 31/03/2013			
I	<b>Tangible Assets</b>													
	Plant and Machinery	13.91%	15,276,447	167,850	-	15,444,297	4,722,216	1,479,912	6,202,128	9,242,169	10,554,231	35,812	67,173	126,557
	ETP Plant	13.91%	89,883	-	-	89,883	54,071	4,981	59,052	30,831	35,812	55,015	108,953	10,078
	Furniture & Fixtures	18.10%	203,170	-	-	203,170	135,997	12,158	148,155	55,015	108,953	8,676	613,302	135,497
	Electrical Installation	13.91%	308,819	-	-	308,819	182,262	17,604	199,866	308,364	88,272	165,825	299,377	12,254
	Office Equipment	13.91%	41,650	-	-	41,650	31,572	1,402	32,974	613,302	135,497	80,000	14,171,237	-
	Motor Car	25.88%	2,244,790	-	-	2,244,790	1,417,345	214,143	1,631,488	308,364	88,272	14,171,237	-	-
	Computer	40.00%	567,244	277,544	-	844,788	431,747	104,677	536,424	75,993	88,272	14,171,237	-	-
	Air Conditioner	13.91%	171,707	-	-	171,707	83,435	12,279	95,714	165,825	299,377	12,254	80,000	14,171,237
	Mobile Phone	13.91%	174,213	76,122	-	250,335	61,771	22,739	84,510	165,825	299,377	12,254	80,000	14,171,237
	Testing Instrument	13.91%	195,719	198,040	-	393,759	63,406	30,976	94,382	299,377	12,254	80,000	14,171,237	-
	Scooter	25.89%	35,000	-	-	35,000	18,465	4,281	22,746	12,254	80,000	14,171,237	-	-
	Land	-	80,000	-	-	80,000	-	-	-	80,000	14,171,237	-	-	-
	Factory Shed	10.00%	16,962,204	-	-	16,962,204	2,790,967	-	4,208,091	12,754,113	33,529,785	-	-	-
Office	10.00%	-	33,811,548	-	33,811,548	-	-	281,763	57,284,657	26,357,592	-	-	-	
	<b>SUB TOTAL (A)</b>		<b>36,350,846</b>	<b>34,531,104</b>	<b>-</b>	<b>70,881,950</b>	<b>9,993,254</b>	<b>3,604,039</b>	<b>13,597,293</b>	<b>57,284,657</b>	<b>26,357,592</b>			
II	<b>Intangible Assets</b>													
	<b>SUB TOTAL (B)</b>													
III	Capital Work-in-Progress	0.00%	-	-	-	-	-	-	-	-	-	-	-	-
	Plant & Machinery	10.00%	28,507,309	5,304,239	33,811,548	-	-	-	-	-	-	-	-	-
	Office		28,507,309	5,304,239	33,811,548	-	-	-	-	-	-	-	-	-
	<b>SUB TOTAL (C)</b>		<b>28,507,309</b>	<b>5,304,239</b>	<b>33,811,548</b>	<b>-</b>	<b>-</b>	<b>-</b>	<b>-</b>	<b>-</b>	<b>-</b>	<b>28,507,309</b>	<b>28,507,309</b>	<b>28,507,309</b>
IV	Intangible Assets Under Development													
	<b>SUB TOTAL (D)</b>													
	Total [A+B+C+D] (Current Year)		<b>64,858,155</b>	<b>39,835,343</b>	<b>33,811,548</b>	<b>70,881,950</b>	<b>9,993,254</b>	<b>3,604,039</b>	<b>13,597,293</b>	<b>57,284,657</b>	<b>54,864,901</b>	<b>54,864,901</b>	<b>21,657,047</b>	<b>21,657,047</b>
	(Previous Year)		<b>28,477,913</b>	<b>36,566,632</b>	<b>186,390</b>	<b>64,858,155</b>	<b>6,820,866</b>	<b>3,172,388</b>	<b>9,993,254</b>	<b>54,864,901</b>	<b>54,864,901</b>	<b>21,657,047</b>	<b>21,657,047</b>	<b>21,657,047</b>



**AMBANI ORGANICS PVT. LTD.****Schedules Forming Integral Part of the Balance Sheet as at 31st March, 2014**

Sr. No	Particulars	As on 31/03/2014	As on 31/03/2013
<b>Note 5 Other long-term liabilities</b>			
	Others:		
	Payables on Purchase of Fixed Assets	470,392	821,525
<b>Total in Rs.</b>		<b>470,392</b>	<b>821,525</b>

**Notes : 6 Short Term Borrowings**

1	Loan Repayable on Demand From Bank Secured	69,212,339	66,373,550
<b>Total in Rs.</b>		<b>69,212,339</b>	<b>66,373,550</b>

Note : Loan From -  
Union Bank of India  
are secured by way of Hypothecation of Stock and Book Debts  
Bank of India  
are secured by Fixed Deposit Receipt & RD

**Notes : 7 Trades Payable****-Sundry Creditors for Materiel/Supplies:**

1.	For Purchase	92,145,174	76,161,150
2.	For Expenses	16,650,927	2,395,571
<b>Total in Rs.</b>		<b>108,796,100</b>	<b>78,556,721</b>

The balances are subject to confirmations and reconciliations.

**Notes : 8 Other Current Liabilities**

(a) Statutory remittances:-			
	VAT Payable	-	6,853
	Provident Fund Payable	23,312	25,743
	TDS Payable	913,449	654,294
	Profession Tax Payable	106,750	61,850
	(b) Advance from Customers	30,779	129,573
<b>Total in Rs.</b>		<b>1,074,290</b>	<b>878,313</b>

**Notes : 9 Short Term Provisions**

1	Provision For Employees Benefit Provision for Salary	608,363	824,646
2	Others Provision for Taxation Factory Expenses Payable	1,400,000 157,173	1,800,000 151,794
<b>Total in Rs.</b>		<b>2,165,536</b>	<b>2,776,440</b>

**AMBANI ORGANICS PVT. LTD.****Schedules Forming Integral Part of the Balance Sheet as at 31st March, 2014**

Sr. No	Particulars	As on 31/03/2014	As on 31/03/2013
<b>Notes : 3 Reserve &amp; Surplus</b>			
1	Surplus / (Deficit) in Statement of Profit and Loss		
	Opening Balance	17,821,421	12,961,911
	Add : Profit for the year	2,805,080	4,859,510
<b>Total in Rs.</b>		<b>20,626,501</b>	<b>17,821,421</b>

**Notes : 4 Long Term Borrowings**

1	Term Loan		
	I) From Bank		
	Secured		
	i) Term Loan for Plant and Machinery *	7,322,803	9,989,862
	i) Term Loan for Office **	12,406,336	15,200,002
	ii) Car Loan ***	-	48,824
2	From others		
	i) Unsecured		
	a) Others	1,184,242	1,056,224
	b) From related parties ****	982,794	688,696
	c) Inter-Corporate	419,456	9,476,179

\* The above loan from UBI and debts are secured by first mortgage of both present and future machinery's and personal guarantee of directors and payable in 54 monthly installment of Rs.2,50,000/-

a. The above loan from UBI are secured by first mortgage of Office Premises at Andheri (E) and payable in 60 monthly installment of Rs.2,66,666/-

\*\*

\*\*\* Vehical Loan from HDFC Bank are payable in 36 monthly installment of Rs.16,561/-

\*\*\*\* The installment following due within 12 months after report date is NIL as terms of repayment are not pre determined

<b>Total in Rs.</b>		<b>22,315,631</b>	<b>36,459,787</b>
---------------------	--	-------------------	-------------------

**Notes : 4A Deferred Tax Liabilities (Net)**

Deferred Tax Liabilities  
Related to Fixed Assets - Opening  
For Current Year



645,222	554,017
381,237	91,205

<b>Total in Rs.</b>		<b>1,026,459</b>	<b>645,222</b>
---------------------	--	------------------	----------------

**AMBANI ORGANICS PVT. LTD.**

**Schedules Forming Part of the Profit & Loss Accounts as at 31st March, 2014**

Sr. No	Particulars	As on 31/03/2014	As on 31/03/2013
<b>Establishment Expenses</b>			
	Postage & Telegram	236,448	72,464
	Professional Charges	850,476	1,170,082
	Stationery Expenses	157,777	100,988
	Auditors Remuneration	75,000	30,000
	Repairs & Maintainance	298,861	388,328
	Donation	9,328	27,703
	Membership & Subscription	102,863	80,009
	Office Expenses	111,952	249,652
	Insurance	264,484	245,787
	Conveyance Expenses	76,083	36,582
	Telephone and Internet Expenses	267,110	253,743
	Electricity Expenses	120,217	116,910
	Motor Car Expenses	272,558	323,848
	Miscellaneous Expenses	464,689	805,871
	Rent, Rate & Taxes	5,250	24,204
	Prior Period Expenses (Commission)	173,000	-
		<b>3,486,096</b>	<b>3,926,171</b>
	<b>Total in Rs.</b>	<b>18,757,034</b>	<b>15,153,784</b>

**Notes :**

Payment to the auditors comprises  
As auditor - statutory audit  
Other services

		75,000	30,000
		-	25,000
	<b>Total in Rs.</b>	<b>75,000</b>	<b>55,000</b>



**AMBANI ORGANICS PVT. LTD.**

**Schedules Forming Part of the Profit & Loss Accounts as at 31st March, 2014**

Sr. No	Particulars	As on 31/03/2014	As on 31/03/2013
<b>Notes : 16 Revenue from Operations</b>			
	Local Sales	276,241,382	275,870,902
	Export Sales	65,295,384	32,129,284
		<u>341,536,766</u>	<u>308,000,186</u>
	Less : Excise Duty	-	33,587,658
	<b>Total in Rs.</b>	<b>341,536,766</b>	<b>274,412,528</b>

<b>Notes : 17 Other Income</b>			
	Octroi Received	54,929	67,336
	Export Incentive	208,576	159,353
	Interest	168,519	72,391
	<b>Total in Rs.</b>	<b>432,024</b>	<b>299,080</b>

<b>Notes : 18 Cost of Material Consumed</b>			
	Purchases of Raw Materials and Stores	31,591,223	19,926,134
	Opening Stock	357,384,962	285,652,312
	Add : Purchase	<u>388,976,185</u>	<u>305,578,446</u>
	Less : Sales	40,628,175	37,032,070
	Less : Goods In Transit	2,262,392	10,956,530
	Less : Closing Stock	59,981,849	31,591,223
	<b>Total in Cost of Materials Consumed</b>	<b>286,103,769</b>	<b>225,998,623</b>

<b>Notes : 19 Purchase of trade goods</b>			
	Trade goods	-	-
	<b>Total in Cost of Materials Consumed</b>	<b>-</b>	<b>-</b>

<b>Notes : 19a Particulars of Material Consumed</b>			
	Butyl Acrylate Monomer/Styrene Monomer/ Ethyl Arcylate Monomer/Acrylic Acid	286,103,769	225,998,623
	<b>Total in Cost of Materials Consumed</b>	<b>286,103,769</b>	<b>225,998,623</b>

<b>Notes : 20 Change in Inventories</b>			
<b>1</b>	<b>Closing Stock</b>		
	Finish Goods	4,011,960	3,612,525
	Semi Finish Goods	470,007	338,351
		<u>4,481,967</u>	<u>3,950,876</u>
<b>2</b>	<b>Opening Stock</b>		
	Finished Goods	3,612,525	2,392,782
	Semi Finish Goods	338,351	216,919
		<u>3,950,876</u>	<u>2,609,701</u>
	<b>Net (Increase) / Decrease</b>	<b>531,091</b>	<b>1,341,175</b>



**AMBANI ORGANICS PVT. LTD.****Schedules Forming Part of the Profit & Loss Accounts as at 31st March, 2014**

Sr. No	Particulars	As on 31/03/2014	As on 31/03/2013
<b>Notes : 21 Employment Benefit Expenses</b>			
	Salaries, Bonus	8,513,310	6,184,463
	Wages	2,796,917	2,325,910
	Director Remuneration	2,700,000	2,700,000
<b>Total in Rs.</b>		<b>14,010,227</b>	<b>11,210,373</b>
<b>Notes : 22 Financial Cost</b>			
	Interest on Cash Credit Facility	11,004,957	7,690,147
	Interest on Term loan	1,430,835	1,516,597
	Interest on Car Loan	859	15,701
	LC & Bank Charges	621,775	1,095,803
	Exchange Rate Efluctuation	711,365	890,789
	Interest on Delayed Payment	331,407	148,346
	Interest on Unsecured Loan	767,902	2,012,744
<b>Total in Rs.</b>		<b>14,869,100</b>	<b>13,370,127</b>
<b>Notes : 23 Depreciation &amp; Amortised Cost</b>			
	Depreciation	3,604,039	3,172,388
	Preliminary Expenses W/O	39,085	68,428
<b>Total in Rs.</b>		<b>3,643,124</b>	<b>3,240,816</b>
<b>Notes : 24 Other Expenses</b>			
	Manufacturing Expenses	1,061,398	1,016,707
	Power & Fuel (Electricity Charges)	326,637	906,832
	Stores & Spare Consumed	6,224,349	4,077,199
	Transport Charges	563,114	237,695
	Water Charges	224,250	571,251
	Factory Expenses	50,727	20,262
	Packing Expenses	5,242,185	2,779,163
	Clearing and Forwarding Charges	202,312	333,621
	Warehousing Charges	34,722	221,359
	Terminal Handling & Vesal Charges		
<b>Total in</b>		<b>13,929,694</b>	<b>10,164,089</b>
	Selling and Distribution Expenses	1,176,166	889,949
	Commission Brokerage	165,078	120,825
	Inland Travelling	-	52,750
	Advertisment		
<b>Selling &amp; Distribution</b>		<b>1,341,244</b>	<b>1,063,524</b>



**AMBANI ORGANICS PVT. LTD.**

**Notes forming part of the financial statements**

**Note 1A Equity Share capital**

Sr. No	Particulars	As at 31 March, 2014		As at 31 March, 2013	
		Number of shares	Amount	Number of shares	Amount
(a)	Authorised Equity shares of Re 10/- each with voting rights	4,000,000	40,000,000	4,000,000	40,000,000
(b)	Issued, Subscribed and fully paid up Equity shares of Re 10/- each with voting rights (Previous Year 7,50,000/- Equity Shares of Rs.10/- each)	2,750,100	27,501,000	2,750,100	27,501,000
<b>Total In Rs.</b>		<b>2,750,100</b>	<b>27,501,000</b>	<b>2,750,100</b>	<b>27,501,000</b>

Note : Of the above 15,70,586/- fully paid-up equity shares of Rs.10/- each represents the shares which were allotted on a preferential basis to the promoters of the company in 1st 5 years.

**Note A1 Equity Share capital**


(i) Reconciliation of the number of shares and amount outstanding at the beginning and at the end of the reporting period:

Particulars	Opening Balance	Fresh issue	Bonus	Closing Balance
<b>Equity shares with voting rights</b>	-	-	-	-
Year ended 31 March, 2014				
Number Of Shares	2,750,100	-	-	2,750,100
Amount	27,501,000	-	-	27,501,000
<b>Year ended 31 March, 2013</b>				
Number Of Shares	1,750,000	1,000,100	-	2,750,100
Amount	17,500,000	10,001,000	-	27,501,000

**Note A2 Equity Share capital**

(ii) Details of shares held by each shareholder holding more than 5% shares:

Class of shares / Name of shareholder	As at 31 March, 2014		As at 31 March, 2013	
	Number of shares held	% holding in that class of shares	Number of shares held	% holding in that class of shares
<b>Equity shares with voting rights</b>				
Rakesh Shah	2,373,184	86.29	2,373,184	86.29
Apooni Shah	297,502	10.82	297,502	10.82



M/s Ambani Organics Pvt. Ltd.

ACCT YEAR : 31/03/2014

ASST YEAR : 2014 / 2015

Annexure - "B"


Details of Provident Fund

Month	Employers Contribution	Employees Contribution	Admin Charges	Total	Due Date	Date of Payment
Apr-13	12,567	12,060	1,116	25,743	15-May-13	09-May-13
May-13	12,567	12,060	1,116	25,743	15-Jun-13	13-Jun-13
Jun-13	11,754	11,280	1,043	24,077	15-Jul-13	10-Jul-13
Jul-13	11,754	11,280	1,043	24,077	15-Aug-13	10-Aug-13
Aug-13	11,004	10,560	977	22,541	15-Sep-13	12-Sep-13
Sep-13	11,004	10,560	977	22,541	15-Oct-13	12-Oct-13
Oct-13	11,754	11,280	1,043	24,077	15-Nov-13	12-Nov-13
Nov-13	11,754	11,280	1,043	24,077	15-Dec-13	11-Dec-13
Dec-13	11,754	11,280	1,043	24,077	15-Jan-14	10-Jan-14
Jan-14	11,754	11,280	1,043	24,077	15-Feb-14	13-Feb-14
Feb-14	11,382	10,920	1,010	23,312	15-Mar-14	15-Mar-14
Mar-14	11,382	10,920	1,010	23,312	15-Apr-14	12-Apr-14
Total Rs.	140,430	134,760	12,464	287,654		

AMBANI ORGANICS PVT. LTD.

  
Director

AMBANI ORGANICS PVT. LTD.

  
Director





## M/s Ambani Organics Pvt. Ltd.

ACCT YEAR : 31/03/2014


ASST YEAR : 2014 / 2015

## Annexure - "C"

## Details of Unsecured Loans

Name of the Party	Balance as on 01/04/2014	Received during the Year	Interest	TDS	Paid During the Year	Balance as on 31/03/2014
Chandrakant A.Shah	134,242	-	-	-	-	134,242
Indravadan K.Shah HUF	9,730	1,450,000	129,160	-	1,588,890	-
Indravadan K.Shah	6,332	900,000	28,734	2,873	932,193	-
Isha Aditya Desai	460	250,000	25,412	-	275,872	-
Laxmi Manoj Thakur	-	150,000	22,500	2,250	20,250	150,000
Laxminarayan Thakur	-	250,000	3,947	395	253,552	-
Laxminarayan Thakur HUF	-	200,000	30,000	3,000	27,000	200,000
Manoj L Thakur HUF	-	200,000	30,000	3,000	27,000	200,000
Meena Kain	-	500,000	-	-	500,000	-
Neeraj Pandey	100,000	-	-	-	100,000	-
Nila Indravadan Shah	5,230	800,000	71,600	-	876,830	-
Niti Indravadan Shah	230	100,000	11,933	-	112,163	-
Pankajkumar Jain HUF	-	500,000	-	-	500,000	-
Pankaj Shah	100,000	-	-	-	-	100,000
Pooja Enterprises	100,000	-	-	-	-	100,000
Prakashchand Jain	-	1,000,000	-	-	1,000,000	-
Ratandevi Thakur	-	250,000	-	-	250,000	-
Sagar Construction	-	5,000,000	-	-	5,000,000	-
Sanmati Enterprises Pvt Ltd	-	3,000,000	62,466	6,247	3,056,219	-
Shailesh Shah	-	500,000	-	-	500,000	-
Shailesh Thakur HUF	-	200,000	30,000	3,000	27,000	200,000
Suresh Trading Co	-	1,000,000	-	-	1,000,000	-
Urvshi Jhaveri	-	400,000	-	-	400,000	-
Vinay Enterprises	100,000	-	-	-	-	100,000
Mahadev Chemicals	500,000	-	-	-	500,000	-
Tirthak Paper Mills Pvt Ltd	8,514,128	-	-	-	8,514,128	-
M.D.Marfatia	75,000	-	-	-	-	75,000
G.C.Doshi	75,000	-	-	-	-	75,000
Apooni Shah	0	200,142	-	-	-	200,142
Rakesh Shah	538,696	7,175,244	192,301	19,230	6,837,246	1,049,765
<b>Total Rs.</b>	<b>10,259,048</b>	<b>24,025,386</b>	<b>638,053</b>	<b>39,995</b>	<b>32,298,343</b>	<b>2,584,149</b>

For AMBANI ORGANICS PVT. LTD.



Director

For AMBANI ORGANICS PVT. LTD.



Director



**AMBANI ORGANICS PVT. LTD.**

**Break-up of Schedule Items appearing in Balance Sheet as at 31st March, 2014**

		<u>Amount Rs.</u>
<b>1 Long Term Borrowings</b>		
a) Term Loan		
Secured		
Term Loan from UBI - Plant	7,322,803	
Term Loan from UBI - Office	<u>12,406,336</u>	19,729,139
Car Loan		-
<b>From Others</b>		
Chandrakant Shah	134,242	
Laxmi Manoj Thakur	150,000	
Laxminarayan Thakur HUF	200,000	
Manoj L Thakur HUF	200,000	
Pankaj Shah	100,000	
Pooja Enterprises	100,000	
Shailesh L Thakur HUF	200,000	
Vinay Enterprises	<u>100,000</u>	1,184,242
<b>b) From related parties</b>		
G C Doshi	75,000	
M D Marfatia	75,000	
Apooni Shah	200,142	
Rakesh Shah	<u>632,652</u>	982,794
<b>c) Inter-Corporate</b>		
Barclays Finance		419,456
	Total Rs.	<u><b>2,586,492</b></u>
<b>2 Other long-term liabilities</b>		
<b>Payables on purchase of fixed assets</b>		
Agni Aero Products		1,688
Designer Hardware		100,713
Fine Connections		25,000
Metex Battery		1,050
Nathulal Lohar		125,000
Raj Scientific Company		52,538
Shree Gurudev Traders		87,503
Shreeji Real Estate Consultant		<u>76,900</u>
	Total Rs.	<u><b>470,392</b></u>
<b>3 Short Term Borrowings</b>		
Secured (Temp Bank O/d)		
Union Bank of India - 408105010000189		69,213,324
Bank of India		985
Term Loan Repayable within one year - Machinery		-
Term Loan Repayable within one year - Office		-
	Total Rs.	<u><b>69,212,339</b></u>



**Break-up of Schedule Items appearing in Balance Sheet as at 31st March, 2014**

**4 Trades Payable  
For Purchase**

Accord Chemical Corporation Gujarat	4,855,445
Accord Chemical Corporation(P)	10,422,747
Ajmera Rasayan Udyog	10,133
Alpa-Chem	1,377,162
Ami Dhara Chemicals Industries	304,501
Amol Chemicals & Polymers(P)	1,674,470
Ashokaa Industries	147,026
Chem Edge International Pvt.Ltd.	1,695,021
C.J.Shah & Co.	811,705
Crest Chemicals	2,250,000
Elegant Enterprise	610,829
Esteem Industries Pvt. Ltd.	357,137
Hardware Trading Corporation	279,210
H.K.Enterprise	65,934
Infinite Bio- Health Product Pvt.Ltd	205,134
Jayantilal J.Gandhi Chemicals Pvt.Ltd	221,224
Jesons Industries Ltd.	9,609,112
JKW Chemicals Pvt.Ltd.	23,908
Jupiter Dyechem P.Ltd	2,026,613
Karrat Chemicals (India) Pvt. Ltd.	306,634
Ketul Chem Pvt.Ltd.	8,307,489
Khanna & Khanna Ltd.	1,991,633
Navjyot Chemicals & Commodities P.L(P)	602,958
Nikhil Adhesives Ltd.- Mumbai	3,242,582
Padmavati Enterprise (P)	4,894,665
Parekh Chemicals	357,756
Peroxy Chem ( India )	48,667
P.V.G. Chemicals (Crs)	87,462
Rarco Research Lab	756
Rishi Chem Distributors Pvt.Ltd.	1,074,695
Samrudhi Chemicals	1,186
Saraswati Chemical Corporation(Crs)	1,412,223
S.Atul and Co.	232,273
Shivani Mini Forge	1,271,590
Shruti Enterprise	21,448
Soham Polymers Pvt.Ltd.	10,060,026
Starwing Plastics & Chemicals Pvt Ltd.	179,558
Sterling Enterprises	23,832
Sugam Chemicals (P)	916,792
Suresh Trading Company	196,413
Surya Chemical Industries	305,430
Troix Chemicals Pvt Ltd.	3,025,743
Veekay Chemicals	138,621
Vikas Dyestuff Pvt. Ltd	630
Vipra Enterprise	24,570
Visen Industries Ltd.	799,373
Yug International Pvt Ltd.	1,556,411
Sumitomo Corporation Asia & Oceania Pte Ltd.	14,116,447
	<b><u>92,145,174</u></b>



**Break-up of Schedule Items appearing in Balance Sheet as at 31st March, 2014**

**For Expenses**

Bhavik Atul Gandhi	3,780
Aadarsh Electricals Works	13,280
Abhishek Enterprises	500
Agarwal Roadlines( P) Ltd.	46,739
Akurti Scientific Industries	47,232
Ankita Stationery & Xerox	4,313
Beena Enterprise	143,538
B.K.Singh	11,000
Chirag Suresh Sankhe	4,000
Dhruv Trade Link	14,741
Dyechem Enterprise	292,983
Gurmat Impex & Shipping Services	139,938
Hardik C. Mehta	19,477
Himatlal T.Shah & Co.	865,191
H.R.Enterprise	79,444
Icra Llimited	21,222
Jai Laxmi Roadlines	101,375
Jaiswal and Associates	75,600
Janseva Bulk Carriers	114,400
Jay Parshwa Storage	11,153
Jignesh A Mehta(Cre)	24,640
Jignesh K Shah	7,000
L.M.Narhare	500
Nationwide Express Services	43,131
Nikam Scientific Company	36,854
N T Co. Clearing & Forwarding Pvt.Ltd	76
Om Engineering Works	3,600
Paras Electric & Hardware Stores	26,035
Reliable Tyres	31,900
Reliance Octroi Service	8,241
Safe-N- Sure Security Solutions	20,001
Sai Raj Tempo Service	439,600
Sai Shakti Carriers	62,400
Saitronics	2,200
Sameer Tempo Service	29,390
Sanjay M Gandhi	137,278
Sankur Refractories & Minerals	1,260
S.Dashrath Transport	8,510
Shreeji Transport Services ( P.)Ltd.	214,000
Shree Satyam Goods Transport	4,000
Shree Siddhivinayak Parcel Service	73,634
Siddhi Enterprises	56,788
Space Transport Service	95,055
Sunil Arts	4,500
Surat Ahmedabad Transport Pvt.Ltd	750
Tapelal Yadav	17,340
Techno Industrial Corporation	6,372
Thanawala & Company	131,523
Veer Transport Co	64,250
Vichare Courier Service Pvt.Ltd.	1,482
Vimarsh Choksy	3,469
V-Trans (India )Ltd	2,795
Bright Industries	30,544
Comfort Rubber Industries	183,416
Kamal Containers	369,900
Mitsu Chem Pvt .Ltd	3,920,708
Nipra Packaging Pvt. Ltd.	708,374
Prince Containers Pvt.Ltd.	2,437,642
<b>Tpl Plastech Ltd.</b>	<b>5,431,864</b>



Total Rs

**16,650,927**

**Break-up of Schedule Items appearing in Balance Sheet as at 31st March, 2014**

**5 Other Current Liabilities**

Advance from Customers	642
Aakash Enterprise	1,032
Dyechem International Pvt Ltd	1,076
Shri Meera Labs Pvt Ltd	8,580
S N Dye Chem	4,188
Supreme Poly Industries	15,261
Vaishno Enterprise	
<b>Total Rs.</b>	<b><u>30,779</u></b>

**6 Provision for Salary**

Salary Expenses Payable	327,092
Shefali Mistry	179,000
Wages Expenses Payable	102,271
	<b><u>608,363</u></b>

**7 Trade Recievables**

	<u>Amount Rs.</u>
Outstanding for (more than six months from the date they were due for payment)	
a) Unsecured, Considered Good :	15,343,978
Chemstar Paints (Ind) Nig Ltd	2,913,898
Kuwait Paint Company	1,000
Aay Kay Industries	1,852,911
Akshar Fabrics Pvt Ltd.	3,029,774
Almex Laboratories	96,561
Alpa-Chem(S)	98,188
Ambervet Synthetics Pvt Ltd.	38,000
Arham Techno Chem	6,472
Arvind Enterprises	20,859
Astha HI- Tech	690,144
Aum Adhesive Pvt.Ltd	108,375
Awais Arts	37,019
Balaji Chemicals	59,720
Bipin Creation	968,492
B.K. Krafts Ltd.	47,241
Build Core Chemicals	7,558
Clean Coats Pvt. Ltd.	1,132,820
Colour Chem Corporation	42,078
Colour Coat Paints	8,160
Cosmos Textile Mills Pvt.Ltd.	217,080
Creamcem Coatings (I) Pvt. Ltd	59,670
CRESCENT ORGANICS PVT.LTD.	14,317
Datt Mahavir Print	17,014
Deepak Print	66,629
Dhanlaxmi Traders	7,287
DIPTI PRINTS	199,417
Durga Processors Pvt.Ltd.	146,250
Elegant Enterprise(S)	21,134
Experts Contractors	2,972,166
Fairmate Chemicals Private Ltd.	22,440
Fairmate Construction Chemicals( Chennai)	439,189
Fair Pack Industries	8,770
Fine Pigment & Chemicals	285,921
Fortune Paints Pvt Ltd	2,111
Gaurang Enterprise	1,866,482



**Break-up of Schedule Items appearing in Balance Sheet as at 31st March, 2014**

Godavari Paints Pvt Ltd.	48,537
Grace Chemical	159,424
Greenacre Chemicals (P) Ltd	703
G.S Enterprise	8,426
H .A. Enterprises	133,274
Harsh Industries.	2,094,152
Hemanjali Polymers Pvt.Ltd.	3,342,866
Hinglaj Paints	201,901
H R Dye Chem	81,866
Jai Badri Vishal Print	773,555
Jash Incorporation	23,519
Jay Enterprise (Surat)	3,784,976
Jeyam Packaging Industries	274,476
J.K. Prints	12,711
J.M.D.Sales Corporation	61,259
J.Yasothai Printing Ink Works	1,146
Krishna Print	13,126
Magnum Pigment Polymers P.LTD.(S)	57,961
Mahadev Chemical	145,546
Manali Gum Industries Pvt Ltd	271,206
Metro Coating & Chemicals	70,474
Milano Papers Pvt.Ltd.	1,000,035
MURALO CHEMICALS & PAINTS PVT LTD	100,118
Naiya Print	22,019
Namarta Fabrics	44,554
NATIONAL ADHESIVES AND POLYMERS	149,175
Navjyot Chemicals & Commodities P.L	681,744
Nijanand Industries	201,111
Padmavati Enterprise (S)	1,060,568
Paramount Texfab Pvt.Ltd.	2,328,630
Parekh Dyeing & Printing	12,783
Pigment Dye Stuff	100,248
Polydyes	384,584
Polygel Industries Pvt.Ltd. -Taloja	2,067,328
Pranit Colour Concept	49,167
Prime Inc	17,319
Prince Handloom Pvt Ltd.	501,246
Priya Polymers Pvt.Ltd.	226,766
Proton Polymers Pvt.Ltd.	156,780
Pure Paint	21,039
P.V.G. Chemicals	23,500
Rajawada.Enterprise.	31,024
Raj Chemicals	687
Rajshery Text Pvt. Ltd	58,797
Rashmi Trading Company(S)	844,639
Ravi Dyes & Chemicals	47,677
Reliable Adhesive	268,399
R.K.Enterprises (Khan)	679,966
Rupal Enterprises	99,815
S. A. Enterprise (S)	2,696,648
Sahyadri Inc	44,090
Sai Sunder Enterprise	10,639
Sankar Arts	29,875
SARDA ENTERPRISES	51,437
Sasi Tapes	802
Satnam Textile Print	331,136
Serene Chemicals	889,786
Shadows Chemicals Est.	1,241,538
Shark Paint And Varnish	17,829
Sharvi Enterprise	679,023



**Break-up of Schedule Items appearing in Balance Sheet as at 31st March, 2014**

Shivam Coating	8,915
Shivshakti Enterprises	784,945
Shree Balaji Chemical	1,046,059
Shree Kedarnath Enterprise	15,199
Shree Sai Art	16,984
SHREE VINAYAK ORGANICS (I) PVT.LTD.	154,755
Siddhivinayak Print	10,323
Sidharth Papers Ltd (Unit-2)	4,582,835
Sidharth Texo Fab.	7,071,072
Silverline International	48,827
Silver Oak Impex	260,549
S.K. Chemical Products	94,273
S.K. Corporation	20,171
Skylon Coating	636,120
Soham Papers (P) Ltd.	4,633,249
Soham Polymers Pvt.Ltd.(S)	386,496
Sonal Art	158,609
SP Texture and Paints India Private Limited	622,376
S.R.Export	927,929
Sri Vidya Dyes & Chemicals	38,508
Summi Enterprise	37,085
Suniti Papers Private Limited	1,142,274
Suntech Paints	46,896
Suraj Paint	24,004
Suretech	22,668
Swansea Impex Pvt.Ltd.	563
SWASTHIK PAINTS	94,551
Tirthak Paper Millpvt.Ltd.	4,030,860
Tithee Enrerprise	482,957
Trust Trading Co.	1,330,855
T Surendra	106,840
Upendra Enterprise	22,354
VAISHNAVI PACKAGING INDUSTRIES	71,494
Veefour Industries	21,039
Vikson Polymers	9,711,445
V.K.Enterprise (Surat)	8,478,318
V.M.Enterprise	29,819
Vyankatesh Board Mills Pvt.Ltd.	625,568
Walltex Texture Coating	129,109
<b>Total Rs.</b>	<b><u>107,509,643</u></b>

**8 Short Terms Loans and Advances**

Loans & Advance to employees		
Amarjeet Bind	1,300	
Dashrath Bhalerao	5,000	
Harishchandra Sharma	24,000	
Mukesh Sharma	3,000	
Jayprakash Shivsumi	27,000	
Pankaj Sharma	14,000	
Paresh Shah Loan	25,000	
Santosh Sharma	4,000	
Sugriw Jaiswal	34,500	
Suraj Parihar	6,000	
Varun Om Prakash Sharma	1,000	
Neeraj Pandey Loan	410,000	
Advance Against Wages	19,000	<b>573,800</b>



**Advance Income Tax and TDS**

16,995      **16,995**

**Break-up of Schedule Items appearing in Balance Sheet as at 31st March, 2014****Deposit**

Deposit Oxygen Cylinder	2,190	
Electric Deposit	170,528	
Mumbai Wastage Management	4,157	
Telephone Deposit	8,500	
Water Charges Security Deposit	6,886	<b>192,261</b>

**Cenvat Credit Receivable**

Balance in RG 23	6,553,631	
Personal Ledger Account	1,778	
RG 23C	3,112	
Excise Refund Receivable	3,502,077	
Service Tax Paid 100% Claimable	960,519	
Service Tax Paid (GTA)	209,934	<b>11,231,051</b>

**Advance for Expenses**

Darshana Jatin Mehta	4,500	
Atul Parekh	31,731	
<b>Total Rs.</b>		<b>36,231</b>

**Advance for Material**

Godrej Industries Ltd.	6,542	
<b>Total Rs.</b>		<b>6,542</b>

**Advance to Suppliers for Capital Goods**

Lakshmi Fabrication	64,315	
<b>Total Rs.</b>		<b>64,315</b>

**9 Sales**

Sales Vat @ 5%	62,176,084	
Sales Cst @ 2%	206,231,014	
Sales Cst @ 5%	4,253,670	
High Seas Sales	2,099,680	
Sales H Form	1,781,380	
Excise Duty	-	
		<b>276,541,828</b>

**Less :**

13% Discount on Sales	16,497	
5% Discount on Sales	98,145	
Discount Given	343,286	
Discount on Sales	83,120	
Discount Received	-	300,446
		<b>276,241,382</b>

**10 Purchases**

Local Purchase	179,941,514	
Oms Purchase	17,461,151	
Custom Duty	7,823,795	
Import High Seas	18,307,030	
Import Purchase	131,522,945	
Material Purchase for Lab	10,995	
Goods In Transit	2,262,392	
URD Purchase	55,140	
		<b>357,384,962</b>





**Break-up of Schedule Items appearing in Balance Sheet as at 31st March, 2014**

<b>11 Other Expenses</b>		
Transportation Charges	6,224,349	
Clearing & Forwarding Exp	5,242,185	
Electric (MSED)	1,061,398	
Factory Expenses	224,250	
Packing Expences	50,727	
Store & Consumable	326,637	
Terminal & Handling Charges	8,692	
Vesal Cleaning	26,030	
Warehousing Charges	202,312	
Water Charges (MIDC)	<u>563,114</u>	13,929,694
Advertisement	-	
Brokerage & Commission	1,176,166	
Service Tax Paid (Transporter)	-	
Travelling Expenses	<u>165,078</u>	1,341,244
		<b>15,270,938</b>
<b>12 Financial Cost</b>		
Bank Charges	482,845	
Bank Charges	-	
Loan Processing Fees	-	
Stamp Duty Charges	<u>138,930</u>	621,775
Bank Interest on CC	11,004,957	
Interest on OD	<u>-</u>	11,004,957
Interest on Delayed Payment	-	
Interest on Custom Duty Payment	63,283	
Interest on Excess Excise Credit	1,313	
Interest Paid to Suppliers	<u>266,811</u>	331,407
Exchange Rate Fluctuation		711,365
Interest on Car Loan		859
Interest on Loan		767,902
Interest on Term Loan		<u>1,430,835</u>
		<b>14,869,100</b>
<b>13 Employment Benefit Expenses</b>		
<b>Salaries, Bonus</b>		
Admin Charges on PF	12,464	
Employers Cont. to PF.	140,430	
Salary Expenses	7,846,585	
Bonus	345,601	
Staff Welfare Exp	<u>168,230</u>	8,513,310
<b>Director Remuneration</b>		
Director Remuneration -Rakesh Shah	2,400,000	
Director Remuneration -Apooni Shah	<u>300,000</u>	2,700,000
<b>Wages</b>		
Labour Charges	-	
Wages Paid Expenses	<u>2,796,917</u>	2,796,917
		<b>14,010,227</b>



**Break-up of Schedule Items appearing in Balance Sheet as at 31st March, 2014**

**Establishment Expenses**

**Insurance**

Insurance Expenses	264,484	
Insurances Material	-	<b>264,484</b>

**Miscellaneous Expenses**

Business Promotion	38,400	
Documentataion Charges	-	
Internet & Cable Charges	8,386	
Licence Fees	84,644	
Miscellaneous Expenses	124,550	
Round Off	39	
Service Tax Paid (Contract Works)	-	
Website Expenses	15,700	
Software Expenses	46,847	
Sundry Balances W/off	146,123	<b>464,689</b>

**Motor Car Expenses**

Bike Running Exp.	26,520	
Vehicle Running Expenses	246,038	<b>272,558</b>

Audit Fees	75,000
Conveyance Exp	76,083
Courier Expenses A/c	236,448
Donation A/c	9,328
Electricity Expenses	120,217
Legal & Professional Fees	850,476
Office Expenses	89,812
Office ( Rent ) Paid	22,140
Printing & Stationery	157,777
Repairs & Maintainance	298,861
Subscription/membership A/c	102,863
Telephone Expenses	267,110
Website Expenses	-
Property Tax	5,250

**3,313,096**

